


Key

- Escalators
- Lifts
- Showers
- Accessible Toilet
- Bike storage & repair station
- Car park entrance and exit

LEVEL ONE

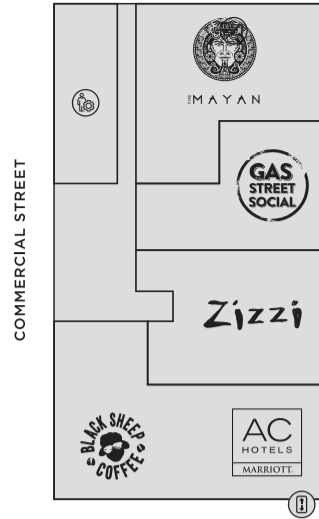


MAIN ENTRANCE ROYAL MAIL STREET      CAR PARK ENTRANCE & EXIT

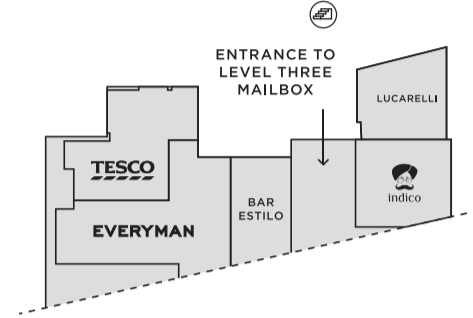
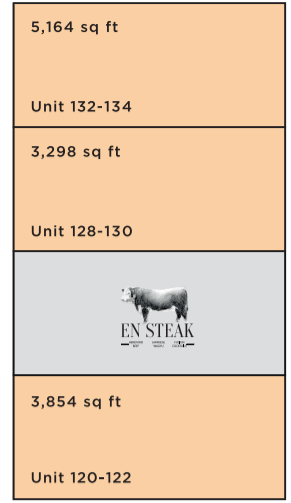
Key

- Estate Office
- Canalside Steps
- Canal
- Lift and stairwell

MID CANALSIDE




LOWER CANALSIDE



CANALSIDE

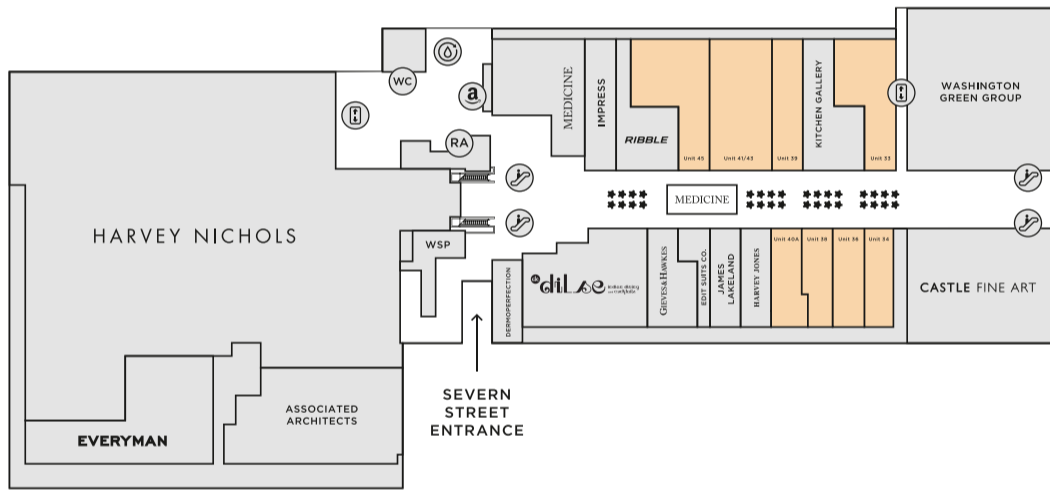
UPPER CANALSIDE



Key

- Escalators
- Lifts - from Car Park, to Level 1, 2 and 3
- Toilets
- Water Refill Station
- Amazon Lockers
- Royal Arch Residential Entrance
- Seating

LEVEL TWO



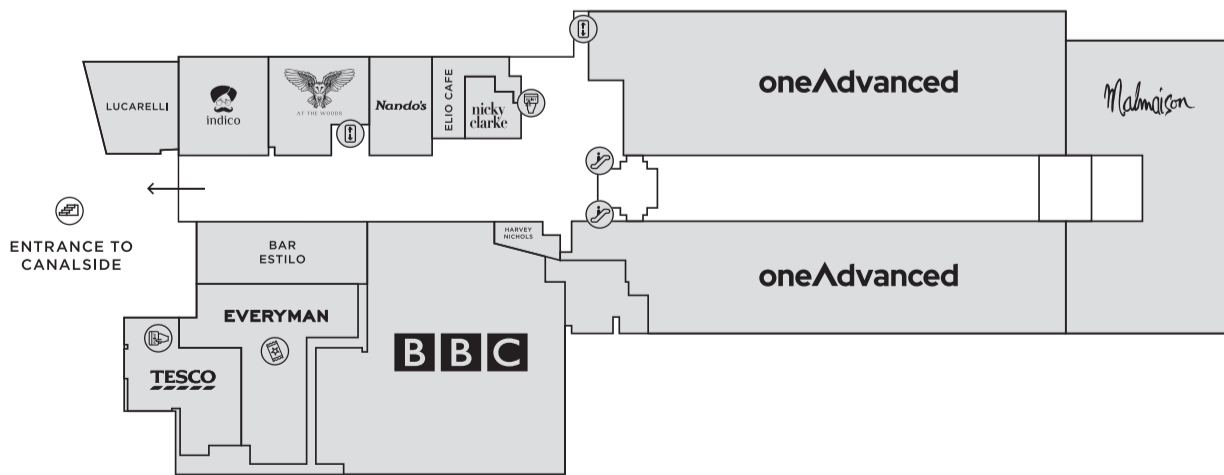
COMMERCIAL STREET      COMMERCIAL STREET

BOX

Key

- Escalators
- Lifts - from Car Park, to Level 1, 2 and 3
- Cinema
- Cash Point
- Canalside Steps

LEVEL THREE



COMMERCIAL STREET

MAILBOX